

# St Francis RC Primary School (URN: 100826)

## Key stage 2

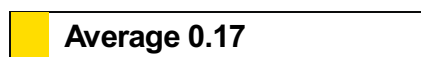
This is revised data for 2018/19.

### Progress in reading, writing and maths

#### Reading

Number of pupils = 57

Pupils with adjusted scores = 0



Confidence interval  
-1.4 to 1.8

#### Writing

Number of pupils = 57

Pupils with adjusted scores = 0

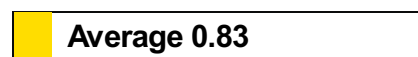


Confidence interval  
0.7 to 3.6

#### Maths

Number of pupils = 57

Pupils with adjusted scores = 0

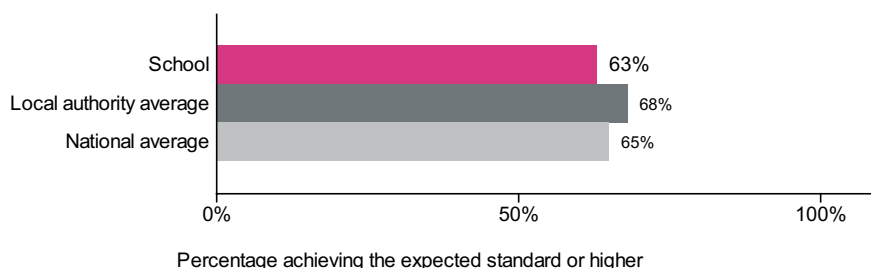


Confidence interval  
-0.6 to 2.2

### Reading, writing and maths combined

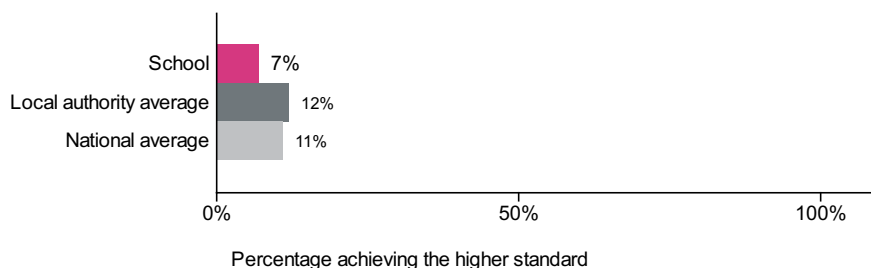
#### Percentage of pupils achieving the expected standard or higher

Number of pupils = 60



#### Percentage of pupils achieving the higher standard

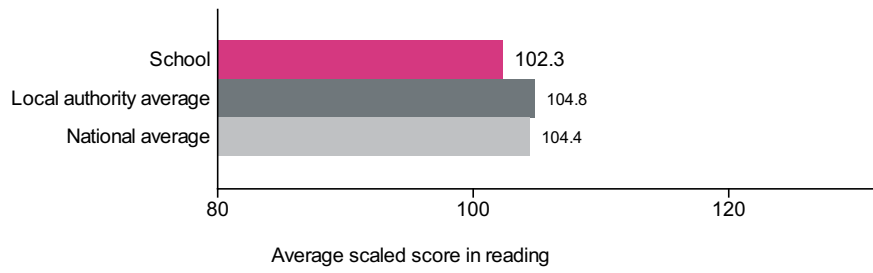
Number of pupils = 60



# Average scaled score in:

## Reading

Number of pupils = 60



## Maths

Number of pupils = 60

